



# schoolcafé






## QUICK CARD

### TO START:

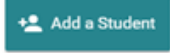

1. Visit [www.schoolcafe.com](http://www.schoolcafe.com)
2. Under “Need to Create an Account or Contact Us?”
3. Select your state: PA
4. Enter then name of your school district: DuBois Area School District. From there follow the instructions below.

---

### REGISTRATION

1. Select 
2. Select *I'm a Parent* and select 
3. Enter your name and contact information, and then select 
4. Create a username and password you will easily remember, and confirm the password
5. Set up a security question and answer (in case you do forget your login credentials) and select 
6. Read and accept the Terms & Conditions, and then select 

### ADD STUDENT(S)

1. At the top of your Dashboard, select 
2. Enter your student's information as requested
3. Select 
4. Verify the student found is accurate and select 